

## Kanopy Kids

Click *Kanopy Kids* to find movies, TV, read-aloud books, and learning programs for kids. There is no limit on how many Kanopy Kids videos you can watch in a month.

### No Time Right Now? Create a Watchlist

If you see something you want to watch but don't have time right now, you can mark it for later. Click the *My List* button when hovering over or viewing a video's details. It will now show up under your Watchlist in your account.

### Move Between Devices

Want to watch on your TV or tablet, but find it easier to search on your computer? You can find and borrow videos using the website and then go to the app to watch them. This also applies to your watchlist.

### Your Account

Click on your name in the upper-right corner to see your account. You can see your watch list and viewing history, change your password, and turn on parental controls.

A device can only be logged into one account at a time.

## Kanopy Viewing Limits

Each month, you get **10** content credits, shown upper-right corner.

A content credit lets you watch one movie or TV season, and unlocks them for 72 hours. For TV, you can watch as many episodes as you want in that time.

You also watch **5** Great Courses per month. When you start watching one, it unlocks for a month.

There is no limit on Kanopy Kids.

### Looking for more digital content?



TCPL also subscribes to Hoopla Digital and Libby. They have more eBooks, audiobooks, comics, music, and video for you to enjoy.



TIPPECANOE COUNTY  
PUBLIC LIBRARY

**Downtown** ▪ 627 South Street ▪ 429-0100  
**Klondike** ▪ 3062 Lindberg Road ▪ 463-5893  
**Wyandotte** ▪ 5542 E 50 S ▪ 447-4774  
**Wea Prairie** ▪ 4200 S 18th St ▪ 588-3002

[www.tcpl.lib.in.us](http://www.tcpl.lib.in.us)

# Get Started With



Enjoy free movies, documentaries, television, and kids' learning shows.



TIPPECANOE COUNTY  
PUBLIC LIBRARY

## Setting Up

You can reach Kanopy on your computer's browser from the TCPL "Downloadable Content" page, or by going directly to:

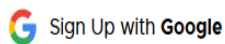
[tcpl.kanopy.com](http://tcpl.kanopy.com)

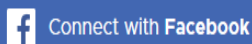
Once there, click *Add Library Card*.

**ADD LIBRARY CARD**

Fill out the form with your library card information. Your default password is the last four digits of your phone number.

Next, you will create a Kanopy account. You have two options for doing this. First, you can link it to your existing Google or Facebook account.

 Sign Up with Google

 Connect with Facebook

When you click one of these buttons, you will be asked to approve the log-in. This will create an account.

Alternatively, you can put in your name, email address, and create a password. This creates a Kanopy account without linking to any external service. Don't forget to check your email to verify your new account.

**Verify Email**

## Mobile App

The same steps above will work if you create an account in the mobile app. If you've already created an account, you can just log in. Kanopy has an app for Android, iOS, and Kindle Fire devices.



## Smart TV or Streaming Box

Want to watch your checkouts on your TV? You can use the Kanopy app on the following devices:

- Roku
- Apple TV / Airplay
- Samsung TV
- Amazon Fire TV / Alexa
- Chromecast

Install the Kanopy app from your device's store or app list. The first time you open it, it will ask you to log into your account. The easiest way is the 'link' option. When you choose this, a set of numbers will appear on the screen. On your computer, go to:

[www.kanopy.com/link](http://www.kanopy.com/link)

Or open account settings on the website or mobile app. Put in those numbers and your account will be connected to the TV.

## Browsing and Searching

The Kanopy home page shows new and popular materials. You can go to the *Browse* link to see a list of subjects and genres. You can also use the search bar to find actors, directors, titles, or subjects.

Search videos, subjects...

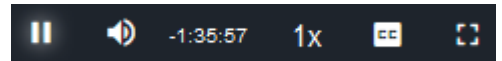


See something interesting? Tap the title to see details, or hover with your mouse. Click *Watch* or the play button on the preview to get started.

**▶ Watch** **+ My List**

## Playing a Video

Once you've clicked 'Watch' or Play, Kanopy acts just like videos on other sites such as YouTube or Vimeo.



You can pause playback, adjust the speed, turn on captions, and switch to full screen or picture-in-picture. You can also skip around. If you close the app or tab, Kanopy remembers where you were.

